







The Sooner Select line of trailers represents the best in premium low profile stock trailers. Sooner Select trailers are suited for the serious show family and are outfitted to haul all species of show stock. With durable aluminum construction and select features like aluminum wheels, convertible pen system and polished aluminum exterior, owning a Sooner Select is a solid choice. Expect to turn heads with Sooner Select's premium standard features, heavy-duty construction and reliable functionality when you and your family travel to your next livestock show.

**WE STAND BEHIND OUR TRAILERS!** To demonstrate our confidence in our livestock trailers, we offer a strong warranty to keep you covered! All Sooner trailers come with a fully transferable, eight-year limited warranty.





# ONLY FOR THE SERIOUS. ONLY FOR THE SELECT.



Aluminum construction of Sooner Select trailers features stout, durable triple hollow core sidewalls. The trailer is built with 2" x 4" I-beams on 13" centers, meeting the demands of transporting livestock across the country.



Convertible pen system includes the Grab & Go pen latching system, which makes it easy to adjust the pen size to each animal's needs.



The Sooner Select features a bright LED light strip that alternates every 2 pens on each side, allowing for more consistent lighting throughout the interior of the trailer.



Lower air gaps with hinged cover panels on models with drop down windows allow for more air movement directly on the livestock.





## BUMPER PULL TRAILERS 7' WIDE MODELS

### STANDARD FEATURES

- Available in 16' and 20' models
- 6'2" inside height - 7'0" outside width
- All-aluminum construction
- Single piece aluminum roof
- Polished aluminum extruded sides
- Three air gaps with Plexiglas or drop down windows
- Lower hinged cover panel (716W & 720W)
- Interlocking extruded aluminum non-skid plank floor system
- 2" x 4" I-beams on 13" centers
- (2) 3,500 lb. rubber torsion axles with electric brakes
- Five 16" 6 hole aluminum wheels with 10 ply Goodyear tires
- Spare tire with interior mount
- Treadplate gravel guard 16" high on nose
- LED brake, running lights and back-up lights
- LED load lights above rear doors and side access door
- 50/50 rear doors with one 18" x 24" window on each door
- Dual cam locks with lockable hasp on rear doors
- 3/8 transferable warranty

### LIVESTOCK AREA FEATURES

- Six 4' long pens with removable gates (16')
- Eight 4' long pens with removable gates (20')
- Grab & Go pen latching system
- Convertible pen system (from alley-way to 50/50)
- Rear-hinged side access door
- Security gate and internal lock at side access door
- 22" LED light strip alternating every two pens



### TACK AREA FEATURES

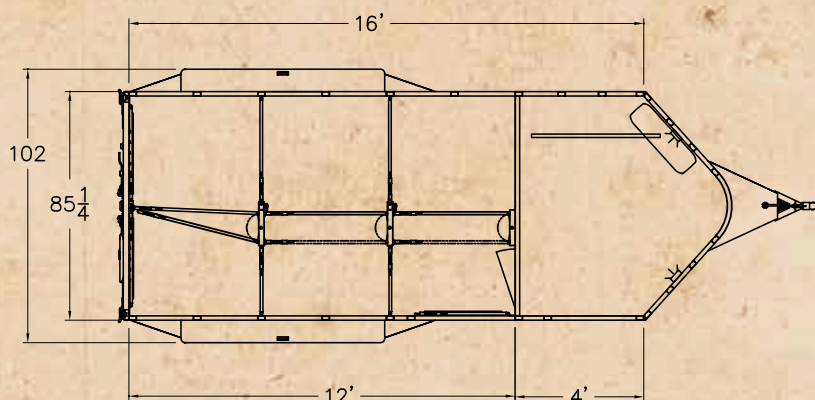
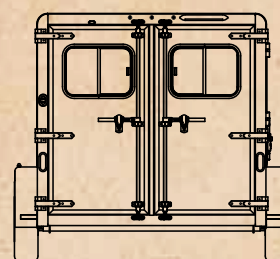
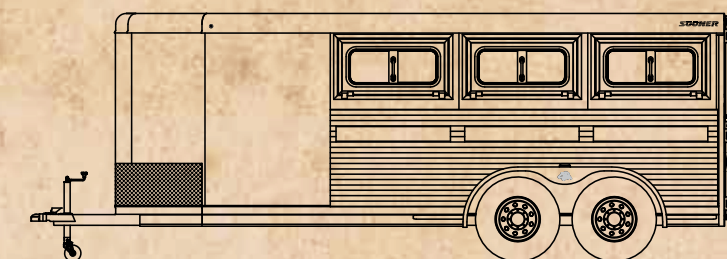
- 4' straight wall tack room with carpeted floor
- One 22" LED light strip in tack area
- Camper door with sliding window and dead bolt
- Walk-thru door from tack room to stock area
- Clothes rod

### POPULAR OPTIONS

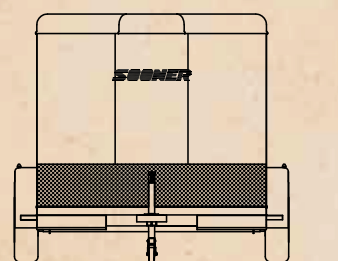

- 14" x 36" removable shelf
- Aluminum pop up roof vents
- Full width rear ramp
- Fold down camper step
- Colored side sheets
- White aluminum lined & insulated ceiling
- Halter hooks, bucket racks & trough hangers



# SPECIFICATIONS



**SOONER  
SELECT 716W**  
MODEL SHOWN



Trailer Model	Belly Length	Interior Height	Outside Width	Dressing Room	Stock Area	Model Style	GVWR	Empty Weight	Wheel Size	Tire Specs	Axle Size
Select 716A	16'	6'2"	7'	4'	6 Pens	Air Gaps	7,000	3,300	16" Aluminum	10 Ply Goodyear	(2) 3,500
Select 716W	16'	6'2"	7'	4'	6 Pens	Windows	7,000	3,500	16" Aluminum	10 Ply Goodyear	(2) 3,500
Select 720A	20'	6'2"	7'	4'	8 Pens	Air Gaps	7,000	3,700	16" Aluminum	10 Ply Goodyear	(2) 3,500
Select 720W	20'	6'2"	7'	4'	8 Pens	Windows	7,000	3,900	16" Aluminum	10 Ply Goodyear	(2) 3,500







## GOOSENECK TRAILERS 7' & 8' WIDE MODELS

### STANDARD FEATURES

- Available in 20', 24' and 26' models
- 6'2" inside height - 7' or 8' outside width
- All-aluminum construction
- Single piece aluminum roof
- Polished aluminum extruded sides
- Three air gaps with Plexiglas or drop down windows
- Lower hinged cover panel (7020W, 7024W, 8026W)
- Interlocking extruded aluminum non-skid plank floor system
- 2" x 4" I-beams on 13" centers
- (2) 5,200 lb. (7') or (2) 7,000 lb. (8') rubber torsion axles with electric brakes
- Five 16" aluminum wheels with 10 ply Goodyear tires
- Spare tire with exterior mount
- LED brake, running lights and back-up lights
- LED load lights above rear doors and side access door
- 50/50 rear doors with one 18" x 24" window on each door
- Dual cam locks with lockable hasp on rear doors
- 3/8 transferable warranty

### LIVESTOCK AREA FEATURES

- Eight 4' long pens with removable gates (20')
- Ten 4' long pens with removable gates (24' & 26')
- Convertible pen system (from alley-way to 50/50)
- Grab & Go pen latching system
- Rear-hinged side access door
- Security gate and internal lock at side access door
- 22" LED light strip alternating every two pens



### TACK AREA FEATURES

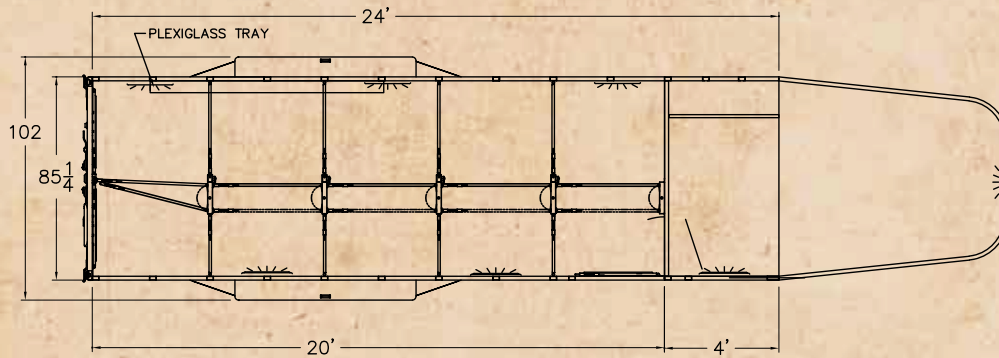
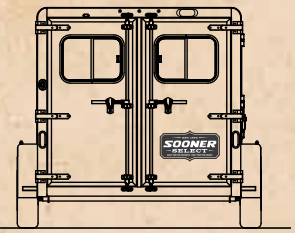
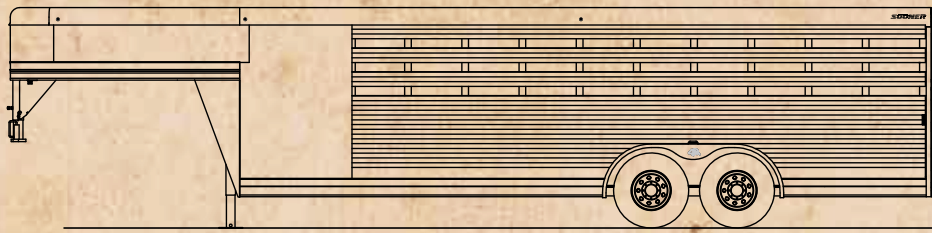
- 4' or 6' straight wall tack room
- Carpeted tack room floor, drop and gooseneck bed
- Two interior LED strip lights in tack area
- Camper door with sliding window and dead bolt
- Walk-thru door from tack room to stock area
- Clothes rod

### POPULAR OPTIONS

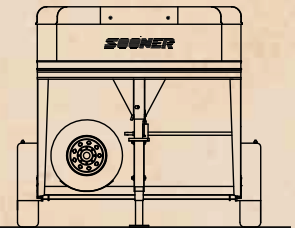

- 14" x 36" removable shelf
- Aluminum pop up roof vents
- Full width rear ramp
- Fold down camper step
- Colored side sheets
- White aluminum lined & insulated ceiling
- Halter hooks, bucket racks & trough hangers



# SPECIFICATIONS



**SOONER  
SELECT 7024A  
MODEL SHOWN**



Trailer Model	Belly Length	Interior Height	Outside Width	Dressing Room	Stock Area	Model Style	GVWR	Empty Weight	Wheel Size	Tire Specs	Axle Size
Select 7020A	20'	6'2"	7'	4'	8 Pens	Air Gaps	10,400	4,400	16" Aluminum	10 Ply Goodyear	(2) 5,200
Select 7020W	20'	6'2"	7'	4'	8 Pens	Windows	10,400	4,600	16" Aluminum	10 Ply Goodyear	(2) 5,200
Select 7024A	24'	6'2"	7'	4'	10 Pens	Air Gaps	10,400	4,900	16" Aluminum	10 Ply Goodyear	(2) 5,200
Select 7024W	24'	6'2"	7'	4'	10 Pens	Windows	10,400	5,100	16" Aluminum	10 Ply Goodyear	(2) 5,200
Select 8026A	26'	6'2"	8'	6'	10 Pens	Air Gaps	14,000	6,000	16" Aluminum	10 Ply Goodyear	(2) 7,000
Select 8026W	26'	6'2"	8'	6'	10 Pens	Windows	14,000	6,200	16" Aluminum	10 Ply Goodyear	(2) 7,000



## POPULAR OPTIONS

BUCKET RACKS



HOOKS/  
TROUGH HANGERS



REAR RAMP



ROOF VENTS



CARPETED  
BOOT BOX



LINED CEILING

# ***SOONER***

PREMIUM CUSTOM TRAILERS

Follow Sooner Trailers:



(800) 256-6668 • E-mail: [sales@soonertrailers.com](mailto:sales@soonertrailers.com)  
[www.soonertrailers.com](http://www.soonertrailers.com)

In keeping with its policy of continuous improvements, Sooner reserves the right to make specification changes at any time without notice or obligation. All dimensions listed in this brochure are approximate. Illustrations may include optional equipment © 2021 Sooner Version 21.9